


Waterlogged, yellow wheat study-Cook Farm (tai.mcclellan@wsu.edu)

----Preliminary results from spring 2016----

Visual N response

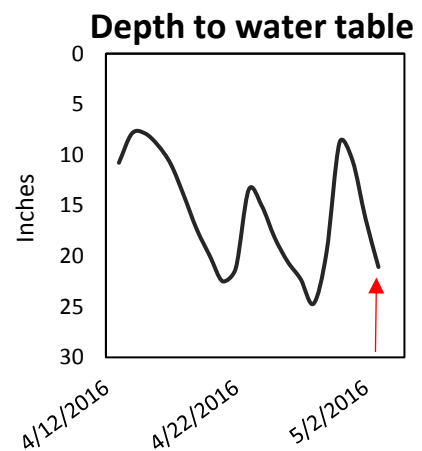
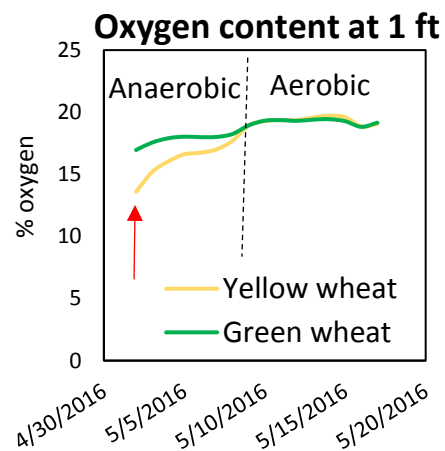
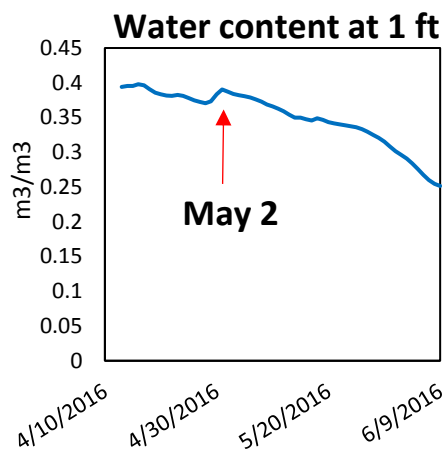


Pictures taken on May 16, 2016

Plant measurements

		SPAD readings			Leaf area index		
		April 26	May 17	June 6	April 26	May 17	June 6
Green wheat	no N	48	44	45	0.5	1.6	3.1
	+N	49	49	48	0.5	2.5	3.5
Yellow wheat	no N	36	40	49	0.1	1.0	2.4
	+N	39	43	47	0.2	1.6	3.6

Soil measurements



Canopy monitoring

